



Apple TV Set-up Guide

Contents

Home View.....	2
Set up your Singtel TV GO account on Apple TV.....	2
On-The-Go.....	3
Set up your Singtel TV GO account on Apple TV.....	3

Home View

Set up your Singtel TV GO account on Apple TV

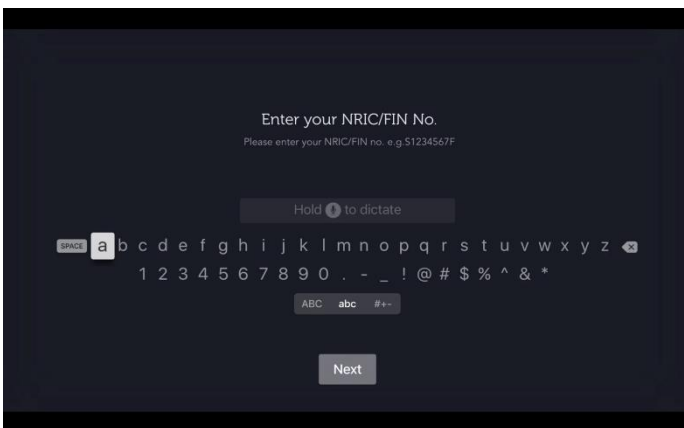
Your Singtel TV GO account will be automatically authenticated if your Apple TV device is connected to your home Singtel Fibre Broadband.

If this fails, set up your Singtel TV GO account on Apple TV by following the steps below.

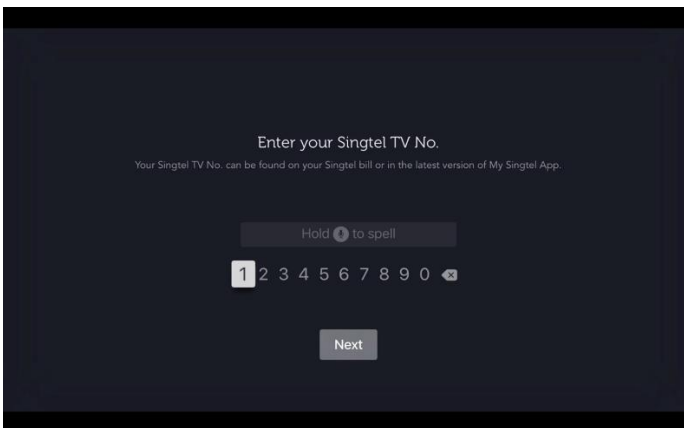
1. Select Sign In



2. Enter Singtel TV subscriber's NRIC/FIN number. E.g. S1234567A



3. Enter your 8-digit Singtel TV number.
Here's how you can find out your 8-digit Singtel TV number.
a) From your Singtel bill – it would appear as 'Singtel TV No. xxxxxxxx'
b) Call 1688 if (a) is not available to you.



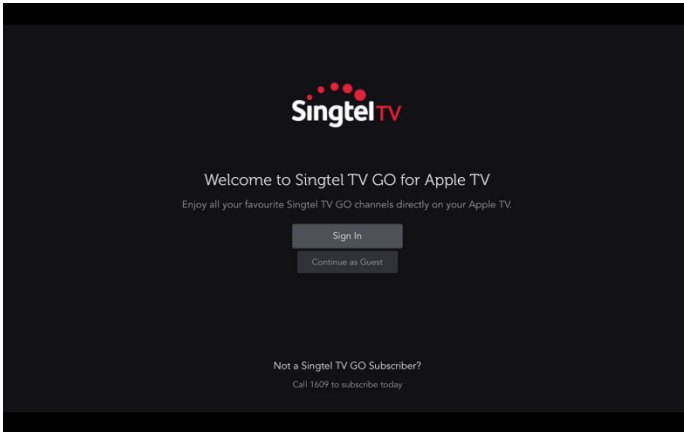
On-The-Go

Set up your Singtel TV GO account on Apple TV

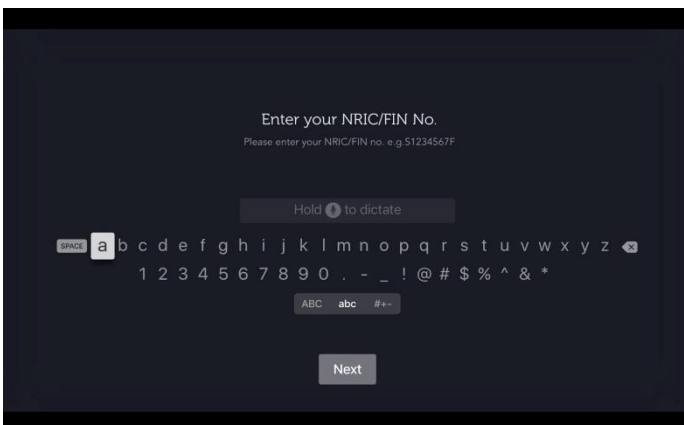
On-The-Go feature will automatically be enabled if your Apple TV is connected to other Wi-Fi services (apart from home Singtel Fibre Broadband).

If this fails, set up your Singtel TV GO account on Apple TV by following the steps below.

1. Select Sign In



2. Enter Singtel TV subscriber's NRIC/FIN number. E.g. S1234567A



3. Enter your 8-digit Singtel TV number.
Here's how you can find out your 8-digit Singtel TV number.
a) From your Singtel bill – it would appear as 'Singtel TV No. xxxxxxxx'
b) Call 1688 if (a) is not available to you.

